

ප්‍රතිපෝෂණ මධ්‍යම ජනපද මිල දර්ශකය - 2008 ජූනි

මෙහි දැක්වෙන්නේ මධ්‍යම ජනපද මිල දර්ශකයේ මාසික වෙනසයි. මෙහි දැක්වෙන්නේ මධ්‍යම ජනපද මිල දර්ශකයේ මාසික වෙනසයි.

- මධ්‍යම ජනපද මිල දර්ශකයේ මාසික වෙනස 0.57% ක් විය. මධ්‍යම ජනපද මිල දර්ශකයේ මාසික වෙනස 0.57% ක් විය.
- මධ්‍යම ජනපද මිල දර්ශකයේ මාසික වෙනස 1.00% ක් විය. මධ්‍යම ජනපද මිල දර්ශකයේ මාසික වෙනස 1.00% ක් විය.
- මධ්‍යම ජනපද මිල දර්ශකයේ මාසික වෙනස 12.84% ක් විය. මධ්‍යම ජනපද මිල දර්ශකයේ මාසික වෙනස 12.84% ක් විය.
- මධ්‍යම ජනපද මිල දර්ශකයේ මාසික වෙනස 1.59% ක් විය. මධ්‍යම ජනපද මිල දර්ශකයේ මාසික වෙනස 1.59% ක් විය.
- මධ්‍යම ජනපද මිල දර්ශකයේ මාසික වෙනස 1.63% ක් විය. මධ්‍යම ජනපද මිල දර්ශකයේ මාසික වෙනස 1.63% ක් විය.
- මධ්‍යම ජනපද මිල දර්ශකයේ මාසික වෙනස 6.07% ක් විය. මධ්‍යම ජනපද මිල දර්ශකයේ මාසික වෙනස 6.07% ක් විය.
- මධ්‍යම ජනපද මිල දර්ශකයේ මාසික වෙනස 2.15% ක් විය. මධ්‍යම ජනපද මිල දර්ශකයේ මාසික වෙනස 2.15% ක් විය.
- මධ්‍යම ජනපද මිල දර්ශකයේ මාසික වෙනස 1.30% ක් විය. මධ්‍යම ජනපද මිල දර්ශකයේ මාසික වෙනස 1.30% ක් විය.
- මධ්‍යම ජනපද මිල දර්ශකයේ මාසික වෙනස 15.50 ක් විය. මධ්‍යම ජනපද මිල දර්ශකයේ මාසික වෙනස 15.50 ක් විය.
- මධ්‍යම ජනපද මිල දර්ශකයේ මාසික වෙනස 9.05 ක් විය. මධ්‍යම ජනපද මිල දර්ශකයේ මාසික වෙනස 9.05 ක් විය.
- මධ්‍යම ජනපද මිල දර්ශකයේ මාසික වෙනස 14.35% ක් විය. මධ්‍යම ජනපද මිල දර්ශකයේ මාසික වෙනස 14.35% ක් විය.
- මධ්‍යම ජනපද මිල දර්ශකයේ මාසික වෙනස 14.50% ක් විය. මධ්‍යම ජනපද මිල දර්ශකයේ මාසික වෙනස 14.50% ක් විය.
- මධ්‍යම ජනපද මිල දර්ශකයේ මාසික වෙනස 10.43% ක් විය. මධ්‍යම ජනපද මිල දර්ශකයේ මාසික වෙනස 10.43% ක් විය.
- මධ්‍යම ජනපද මිල දර්ශකයේ මාසික වෙනස 10.43% ක් විය. මධ්‍යම ජනපද මිල දර්ශකයේ මාසික වෙනස 10.43% ක් විය.

CONSUMER PRICE INDEX - MALE'

Ministry of Planning and National Development

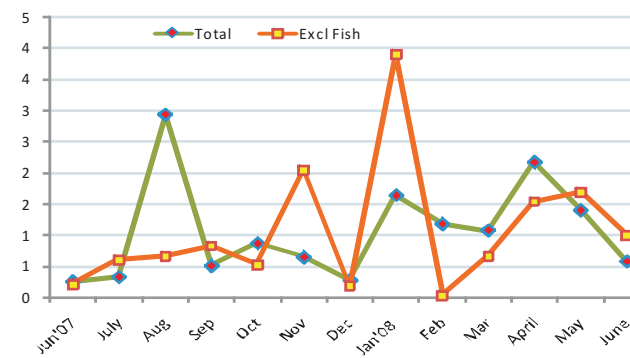
Supplement: June 2008

Consumer Price Index-Male', June 2008

1. Inflation Rate of Male' (Monthly)

To measure month to month inflation, this month's index is compared with the previous month inflation (for eg: May '08 and June '08). The month to month inflation for June 2008 is 0.57% and 1.00% is the total excluding fish.

Figure 1. Monthly Inflation Rate of Male', June 07 - June 08 (compared to the previous month)



Month	Total	Excl Fish
Jun'07	0.25	0.21
July	0.32	0.61
Aug	2.92	0.66
Sep	0.50	0.83
Oct	0.86	0.52
Nov	0.64	2.05
Dec	0.27	0.19
Jan'08	1.63	3.90
Feb	1.17	0.03
Mar	1.07	0.67
April	2.16	1.54
May	1.39	1.69
June	0.57	1.00

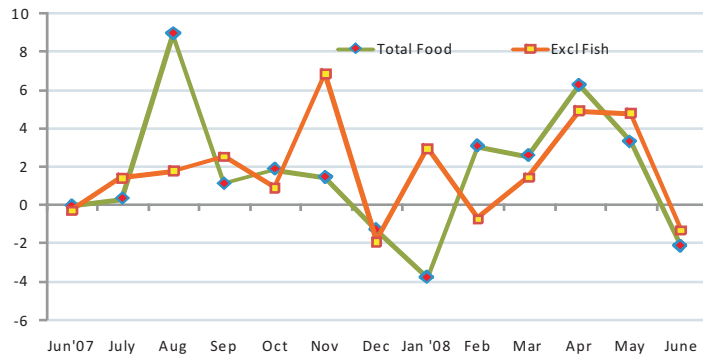
Products which experienced a 5% change in prices in the month of May 08 compared to April 08

Product	Description	Unit of measurement	Average Prices (Rf)		% change
			May '08	June '08	
Vegetables					
Cucumber	Fresh Cucumber	1 kg	21.36	19.82	-7.23
Tomato	Fresh Tomato	1Kg	28.36	30.09	6.09
Carrot	Fresh Carrot	1 kg	35.91	33.64	-6.33
Cabbage	Fresh Cabbage	1 kg	30.91	21.36	-30.88
Mixed fresh vegetables	Mixed Vegetables	1 kg	45.00	49.17	9.26
Onion	Imported Onion	1 kg	13.58	10.17	-25.15
lemon	Imported lemon	1 Piece	1.20	1.13	-6.25
Gothevo Mirus	Dhivehi mirus	1 Piece	1.86	2.06	11.06
Ginger	Ginger	100 Gram	4.61	4.11	-10.84
Potato	Imported Potato	1 kg	13.50	10.83	-19.75
Fruits					
Watermelon	Water melon (fresh Locally produced)	1 kg	11.00	12.14	10.39
Banana	Bonthiraly	1 Piece	2.04	1.69	-17.44
Mango	Fresh / local / Mango	1 Piece	8.00	9.00	12.50
Orange	Fresh Orange	1 Piece	3.85	4.40	14.29
Fish					
Dried fish chips	Pre packed Dried fish chips	100 Gram	9.88	10.50	6.33
Smoked fish	Smoked Fish (Valhoamas) / Loose	1 kg	127.17	116.23	-8.60
Fish paste	Fasmeeru Rihaakuru / Bottled	450 Gram	31.33	28.67	-8.51
Skipjack tuna	Godha / Kalhubilamas	1 kg	28.76	24.84	-13.63
Canned fish in oil	Felivaru canned fish / Chunk in Oil	185 Gram	10.88	14.82	36.26
Canned fish in brine	Felivaru Canned Fish / Chunk in Brine	185 Gram	9.83	13.83	40.68
Other tuna	Other Tuna / Latti	1 kg	21.64	18.38	-15.06
Reef fish	Reef Fish / Maaniya mas	1 kg	20.57	14.56	-29.22
Other food items					
Rice-Basmati	Basmati Rice / Pre Packed	1 kg	17.91	20.42	14.00
Canned green peas	Green peas / Processed peas / Canned	440 Gram	6.67	7.00	5.00
Chilli powder	Chillie Powder / Packed Locally	50 Gram	4.33	4.72	8.97
Tomato paste	Tomato Past / Small can	70 Gram	2.63	2.83	7.94
Egg	Chicken egg / Imported	1 Piece	1.40	1.21	-13.43
Housing & Fuels					
Roofing sheet	0.6 mm / 1 feet	1 Piece	14.50	18.50	27.59
Petrol	Petrol	1 Ltr	13.25	15.25	15.09
Furniture & Household equipment					
Mattress	Single / kurlon or Temptation	1 Piece	1300.00	1650.00	26.92
Chair	PlasticChair / large / without handle	1 Piece	116.67	126.67	8.57
Sofa Set	Sofa set / Plywood with spong cushions	1 Piece	4633.33	5183.33	11.87
Water pump	Hitachi Water Pump	1 Piece	1786.50	1964.00	9.94
Transport					
Taxi fare	Taxi Fare	Per trip	20.00	25.00	25.00
Motorcycle	Honda Wave 125 I	1 Piece	41000.00	44000.00	7.32
Motorcycle	Honda Wave 125 H	1 Piece	36500.00	38500.00	5.48
Bicycle	Mountain	1 Piece	1075.00	1175.00	9.30
Bicycle tyre	Mountain 24"	1 Piece	45.00	60.00	33.33
International airfare	Male'/colombo/male, Male'/Trivandrum/Male'	Per Person	3313.65	3763.50	13.58
Domestic airfare	Male'/Gan/Male'	Per Person / Adult	2094	2416.00	15.38
Domestic airfare	Male'/Hanmadhoo/Male'	Per Person / Adult	1344	1666.00	23.96
Domestic airfare	Male'/Kade'dhoo/Male'	Per Person / Adult	1744	2066.00	18.46
Domestic airfare	Male'/Kah'dhoo/male'	Per Person / Adult	1344	1666.00	23.96
Communication					
International calls	~	per minute	5.45	6.23	14.22
Education					
Glaze paper	Glase PAQer	1 Piece	1.125	1.375	22.22

Monthly inflation rate of food and beverages category

The month to month inflation for the food category is measured by comparing this month to food price that of the previous month. Overall price decreased for this category by 2.15% and food and beverages excluding fish is 1.30% for June 2008.

Figure 2. Inflation Rate of Food and Beverages, Male', June 07 to June 08

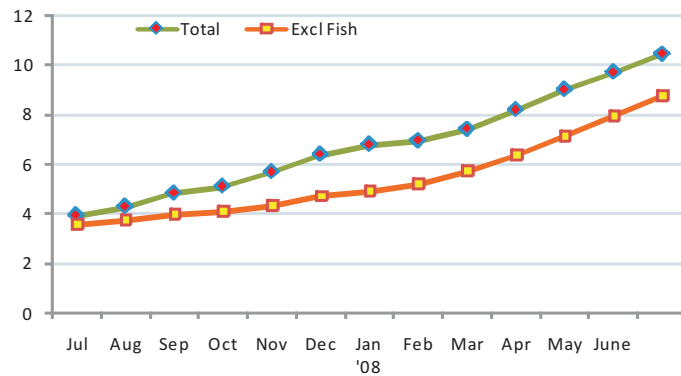


Month	Total Food	Excl Fish
Jun'07	-0.05	-0.29
July	0.33	1.42
Aug	8.94	1.77
Sep	1.10	2.51
Oct	1.87	0.91
Nov	1.45	6.82
Dec	-1.28	-1.92
Jan '08	-3.79	2.94
Feb	3.06	-0.72
Mar	2.57	1.43
Apr	6.25	4.90
May	3.29	4.75
June	-2.15	-1.30

2. Inflation Rate of Male' (Annualized)

The annualized inflation rate for any month compares the average for the 12 monthly indices with that of the preceding 12 months (Eg: July '07 to June '08 / July '06 to June '07). This index shows an annual inflation of 10.43%, and the annualized total excluding fish is 8.79%

Figure 3. Inflation rate of Male', June 07 - June 08 (compared to the past 12 month period)

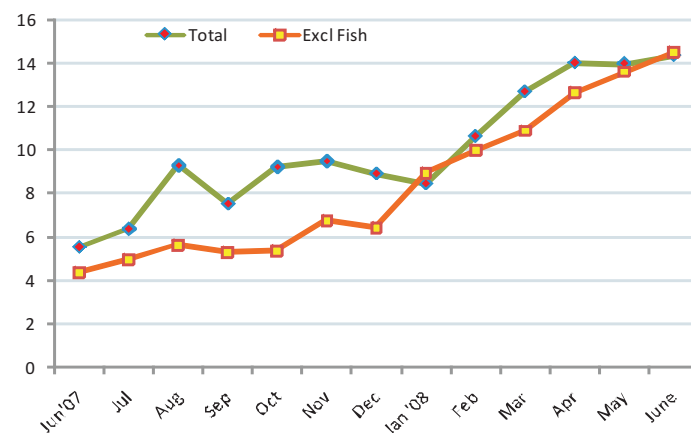


Month	Total	Excl Fish
Jun'07	3.93	3.56
Jul	4.27	3.75
Aug	4.83	3.99
Sep	5.09	4.10
Oct	5.68	4.33
Nov	6.39	4.70
Dec	6.79	4.90
Jan '08	6.94	5.20
Feb	7.40	5.73
Mar	8.18	6.36
Apr	9.00	7.13
May	9.69	7.95
June	10.43	8.76

3. Inflation Rate of Male' (month on month)

To measure the month on month change at one point in time, the index of the month is compared with that of the same month in the preceding year (Eg: June '08 / June '07). The month on month index for June shows an inflation of 14.35% and the inflation excluding fish is 14.50%

Figure 4. Inflation Rate of Male', June '07 - June '08 (compared to the same month of the



Month	Total	Excl Fish
Jun'07	5.50	4.37
Jul	6.33	4.97
Aug	9.26	5.64
Sep	7.50	5.30
Oct	9.22	5.37
Nov	9.47	6.76
Dec	8.89	6.43
Jan '08	8.43	8.95
Feb	10.63	10.00
Mar	12.69	10.88
Apr	14.02	12.63
May	13.98	13.60
June	14.35	14.50

Inflation by Major Categories

Inflation in June was driven mainly by Transport category, Furnishing, House hold equipments and routine maintenance category, Hotels cafes and restaurants category, Actual rentals for housing and Housing, water, electricity, gas and other fuels.

Increase in transport prices made the most significant upward 12.84% contribution compared to the previous month. This resulted from domestic and international air fares, taxi fares, prices of motorcycle, motorcycle tire which increased between 5% to 33%.

The furnishing, house hold equipments and routine maintenance category were up by 1.63%.

Inflation in Hotels cafes and restaurants increased by 1.92% in June, compared to May. Actual rentals for housing category pushed up slightly by 1.59%.

Housing, water, electricity, gas and other fuels category increased by 0.70% compared to May.

Higher prices for petrol made the most significant individual contribution to the increase in the housing and fuels category with about 15%.

Inflation by Major Categories - Male'

Total	Total Excluding Fish	Food and beverages including Fish	Food and beverages excluding fish	Fish	Tobacco	Clothing & footwear	Housing, water, electricity, gas & other fuels	Actual rentals for housing	Furnishing, household equipments & routine maintenance of	Health	Transport	Communication	Recreation & culture	Education	Hotels, cafes & restaurants	Miscellaneous goods & services	Religious activity
48.90	46.48	13.39	10.97	2.42	0.93	2.45	12.30	7.17	2.85	2.76	2.92	3.84	2.10	1.51	0.77	2.96	0.11
6.79	4.90	16.18	10.38	49.16	1.21	-1.44	3.80	4.17	5.11	9.17	4.75	-9.20	1.84	2.30	16.74	2.32	0.00
10.43	8.79	22.18	18.10	43.10	2.73	0.80	7.62	8.58	3.05	14.00	12.51	-8.62	-3.18	1.42	14.57	4.32	0.00
14.35	14.50	23.10	25.74	11.81	4.81	2.08	11.64	12.34	5.37	20.42	30.29	-1.53	-6.90	1.91	19.36	7.31	0.00
0.25	0.21	-0.05	-0.29	1.01	-0.29	-0.05	0.87	1.46	0.04	0.00	0.00	0.00	0.07	0.00	0.00	1.02	0.00
0.32	0.61	0.33	1.42	-4.32	0.65	-2.37	0.88	1.46	-0.95	0.72	-0.23	-1.44	0.68	0.00	1.25	2.59	0.00
2.92	0.66	8.94	1.77	41.42	0.37	1.45	-0.05	-0.08	0.37	-0.16	1.83	0.00	-0.33	0.00	0.00	-0.10	0.00
0.50	0.83	1.10	2.51	-3.47	0.26	0.30	1.00	1.66	0.20	-0.14	-1.75	-0.09	0.02	0.00	0.00	-0.03	0.00
0.86	0.52	1.87	0.91	5.19	-0.62	1.26	0.92	1.09	0.58	0.00	0.02	0.00	0.07	0.46	0.00	-1.31	0.00
0.64	2.05	1.45	6.82	-16.38	0.21	0.00	0.63	1.21	0.32	0.00	0.06	0.00	-0.30	-0.46	0.00	0.09	0.00
0.27	0.19	-1.28	-1.92	1.41	1.74	0.00	1.08	0.58	0.49	0.00	5.96	0.00	0.50	0.00	0.00	-0.57	0.00
1.63	3.90	-3.79	2.94	-31.42	0.10	1.61	3.26	0.71	2.20	19.36	8.04	0.00	-6.92	1.91	11.17	2.77	0.00
1.17	0.03	3.06	-0.72	26.39	-0.37	0.00	0.87	1.16	-0.21	0.12	0.00	0.00	-0.16	0.00	0.35	0.30	0.00
1.07	0.67	2.57	1.43	8.07	0.19	0.00	0.27	0.57	0.89	0.35	0.76	0.00	0.23	0.00	0.00	1.00	0.00
2.16	1.54	6.25	4.90	12.36	2.08	0.00	0.45	0.75	-0.56	0.00	0.03	-0.58	0.12	0.00	0.00	1.17	0.00
1.39	1.69	3.29	4.75	-2.91	-0.10	0.00	0.70	1.00	0.33	0.00	0.18	0.00	0.41	0.00	3.69	0.45	0.00
0.57	1.00	-2.15	-1.30	-6.07	0.23	-0.12	1.07	1.59	1.63	0.00	12.84	0.58	-1.20	0.00	1.92	0.79	0.00

Monthly Inflation Rates by Major Categories, Male': June 2008

